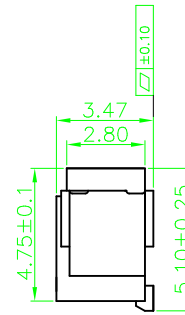
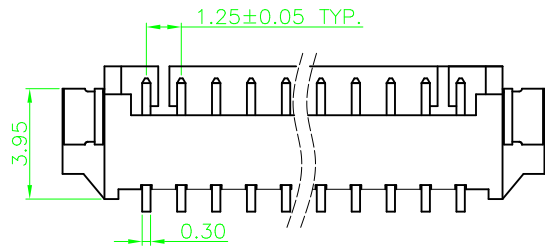
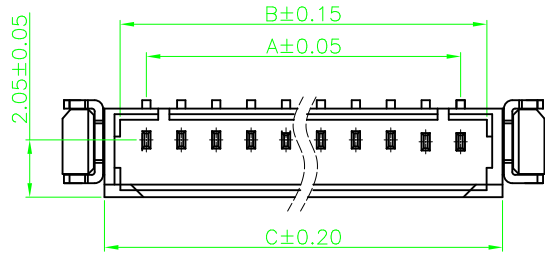


REV.	LOCAS.	DESCRIPTION	DATE	DRAWN
01		INITIAL RELEASE.	2010.11.8	



**Materials:**

Housing: PA6T UL 94V-0  
Terminal: Brass/Tin Plated Natural Color  
All Materials must be G.eron. Materials

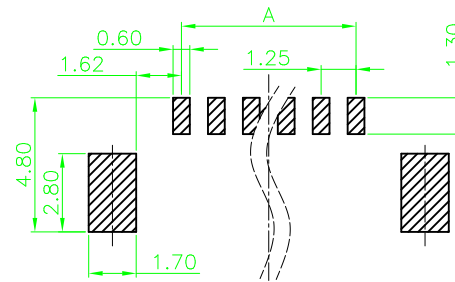
**Specification:**

Current Rting: 1A AC,DC  
Voltage Rating: 125V AC,DC  
Contact Resistance: 20mΩ max  
Insulation Resistance: 100MΩ min  
Withstanding Voltage: 250V AC/minute  
Temperature Range: -25°C~+85°C

**Ordering Information**

GRC41 - XX XX WS01 X

No. of Pins per Row    Contact Plating    COLOR  
02-15                      01=Tin                      A=BLACK  
                                  02=Gold Flash              B=GRAY  
                                  22=Fog Tin 100u"/Ni 50u"    D=WHITE  
                                  ...



Recommended P.C.Board Layout  
(Tolerance = ±0.05)

Circuits	Dim.A	Dim.B	Dim.C
02	1.25	3.13	4.25
03	2.50	4.38	5.50
04	3.75	5.63	6.75
05	5.00	6.88	8.00
06	6.25	8.13	9.25
07	7.50	9.38	10.50
08	8.75	10.63	11.75
09	10.00	11.88	13.00
10	11.25	13.13	14.25
11	12.50	14.38	15.50
12	13.75	15.63	16.75
13	15.00	16.88	18.00
14	16.25	18.13	19.25
15	17.50	19.38	20.50

GERON ELECTRONIC CO., LTD

GENERAL TOLERANCE	
X* ± 1.5"	X. ± 0.30
.X* ± 1.0"	.X ± 0.20
.XX* ± 0.5"	.XX ± 0.15
.XXX* ± 0.3"	.XXX ± 0.10

DESIGN:ZHOU YAN

DATE: 2010.11.8

DWG. NO.

GRC41-WS01

TITLE.

WAFER FOR PITCH  
1.25mm SMT TYPE 90°

CHECKED:CHENG YUAN

DATE: 2010.11.8

PART NO.

GRC41-XX-XX-WS01-X

AUDITED:CAI JIA FEI

DATE: 2010.11.8

REV.	UNIT.	SCALE.	PAGE.
01	mm	1:1	1/1