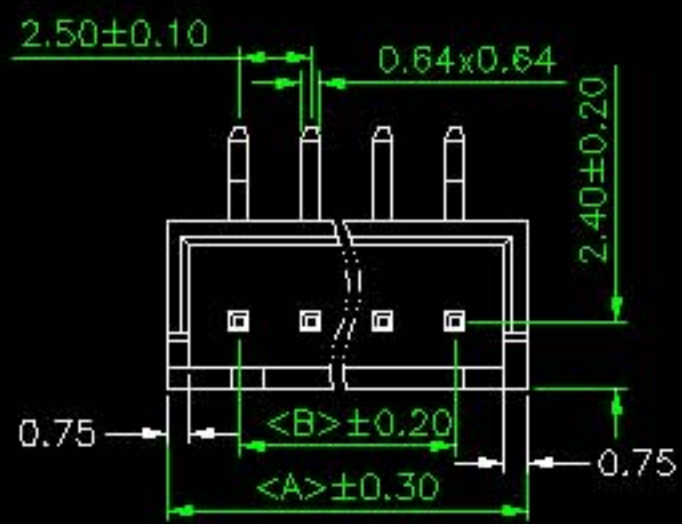


REV.	LOCAS.	DESCRIPTION	DATE	DRAWN
01		初版發行	2010118	謝啟漢



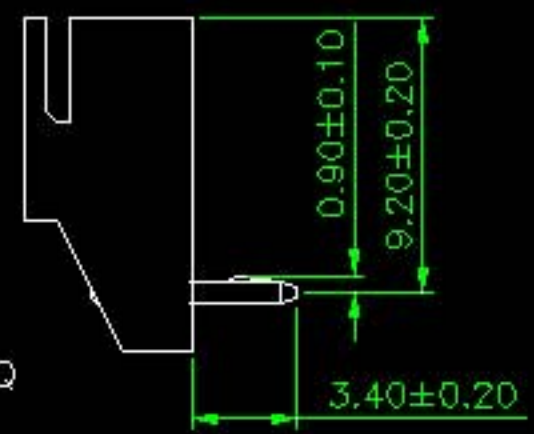
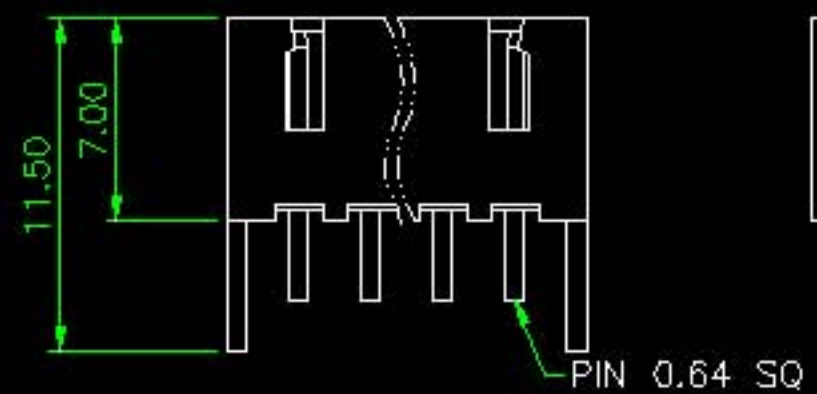
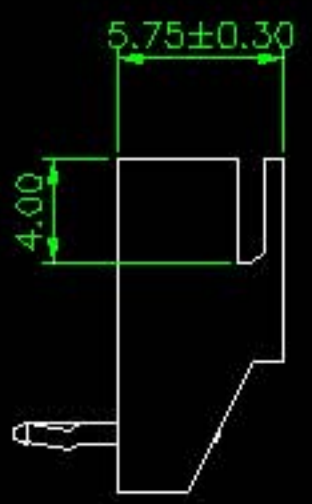
Recommended P.C.Board

Hole Layout



NOTES:

- Current Rating: 3A(AC,DC)
- Voltage Rating: 250V(AC,DC)
- Operating Temperature: -25°C to +80°C
- Contact Resistance: 20mΩ Max.
- Insulation Resistance: 1000MΩ Min.
- Withstanding Volatage: 800V AC/minute
- Base Material: PA 66, UL 94V-2



No. of PIN/ROW	Dimension Information	
	A	B
02	7.50	2.50
03	10.00	5.00
04	12.50	7.50
05	15.00	10.00
06	17.50	12.50
07	20.00	15.00
08	22.50	17.50
09	25.00	20.00
10	27.50	22.50
11	30.00	25.00
12	32.50	27.50
13	35.00	30.00
14	37.50	32.50
15	40.00	35.00
16	42.50	37.5

Ordering Information

GRC81 - XX XX WD01 X

No. of Pins per Row: 02-16
 Contact Plating: 01-Tin, 02-Gold Flash
 COLOR: A-BLACK, D-WHITE

GERON ELECTRONIC CO., LTD

GENERAL TOLERANCE	
X.* ± 1.5'	X. ± 0.15
.X' ± 1.0'	.X ± 0.10
.XX' ± 0.5'	.XX ± 0.05
.XXX' ± 0.3'	.XXX ± 0.03

DESIGN: DATE: 2010.11.8

CHECKED: DATE:

AUDITED: DATE:

DWG. NO. GRC81-WD01

PART NO. GRC81-XX-XX-WD01-X

TITLE: 2.50 WAFER

REV.	UNIT.	SCALE.	PAGE
01	mm	N/A	1/1